

Enrichment Packet for
Created Critters
with Wings

By Ben Cooper



Created Critters with Wings

Enrichment Activity Packet

© 2020 Andrea Elston



All rights reserved. Published by Shine-A-Light Press. Shine-A-Light Press and associated logos are trademarks and/or are registered trademarks of Shine-A-Light Corp. This product is licensed for use solely by the purchasing individual and is not to be shared or redistributed. These materials are intended for personal use by a single educator and for their student(s) only. Copying for more than one teacher, classroom, department, school, or school system without permission is prohibited. The contents are not to be reproduced, edited, or used elsewhere without the expressed consent of the publisher. For use in multiple classrooms, membership packages are available. For information regarding permission or membership purchases visit www.shinealightpress.com.

All images are licensed by Pixabay and free for commercial use unless otherwise noted. All definitions taken from www.learnersdictionary.com unless otherwise noted.

Scripture quotations from The ESV® Bible (The Holy Bible, English Standard Version®), copyright © 2001 by Crossway, a publishing ministry of Good News Publishers. Used by permission. All rights reserved.

This enrichment packet includes vocabulary work, group activities, as well as individual activities that all promote a further understanding and application of *Created Critters with Wings*. Each activity is adaptable to multiple grade levels, providing educators multiple opportunities to differentiate instruction and integrate other subject areas, making this resource a must-have companion to *Created Critters with Wings*. Also included are answer keys for appropriate pages and a culminating activity option.

Snapshot of included packet resources:

- ✓ worksheets with answer keys
- ✓ group discussion topics
- ✓ Wordsearch/word play
- ✓ creative writing opportunities
- ✓ science integration
- ✓ grammar concepts
- ✓ reading comprehension
- ✓ poetry
- ✓ self-evaluation
- ✓ Biblical integration
- ✓ Spiritual life application

Skills addressed:

alphabetical order
 phonics
 fine-motor development
 reading comprehension
 visual acuity
 word manipulation
 creating acrostics
 adjectives
 synonym recognition
 similes
 rhyming

Table of Contents

| | | |
|---------------|--|-------|
| Introduction: | Missing Pages: alphabetical order..... | p. 3 |
| | Amazing Adjectives..... | p. 5 |
| | Word Search..... | p. 6 |
| Birds: | Creative Writing..... | p. 8 |
| | Word Play..... | p. 9 |
| | Group Activity..... | p. 10 |
| Bittern: | Friendship Writing..... | p. 11 |
| | Bible Connection..... | p. 12 |
| Eagle: | Reading Comprehension..... | p. 13 |
| | US History Connection..... | p. 15 |
| Gnat: | Phonics..... | p. 16 |
| | Create-a-Card..... | p. 17 |
| Hawk: | Animal Habitat Identificaiton..... | p. 18 |
| | Bible Connction..... | p. 19 |
| Honeybee: | Bee-havior Chart..... | p. 20 |
| | Art..... | p. 21 |
| Owl: | Bible Connection..... | p. 22 |
| | Synonym Identification..... | p. 23 |
| Peacock: | Art..... | p. 25 |
| | Simile Recognition..... | p. 26 |
| Pigeon: | Acrostic..... | p. 28 |
| | Creative Writing..... | p. 29 |
| Quail: | Bible Connection..... | p. 30 |
| | Phonics and Rhyming..... | p. 31 |
| Stork: | Bible Connection..... | p. 32 |
| | Word Scramble..... | p. 33 |
| You: | Fingerprint Activity..... | p. 35 |

Name _____ Date _____

Missing Pages!

an alphabetical order activity

You'll notice that the creatures in *Created Critters with Wings* are listed in alphabetical order. The book begins with a beautiful illustration and description of **b**irds and ends with the regal **s**tork. Oh no! The book was dropped and some of the pages fell out! You need to put them back where they belong. Write the name of the animal where it would appear in the book.

- | | |
|--------------|-------------|
| 1. _____ | 11. Hawk |
| 2. Birds | 12. _____ |
| 3. Bittern | 13. _____ |
| 4. _____ | 14. _____ |
| 5. _____ | 15. Owl |
| 6. _____ | 16. Peacock |
| 7. Eagle | 17. Pigeon |
| 8. _____ | 18. Quail |
| 9. Gnat | 19. _____ |
| 10. Honeybee | 20. Stork |

| <u>Missing pages</u> | | | | |
|----------------------|-----------|---------|-----------|-------|
| Chicken | Magpie | Firefly | Robin | Junco |
| Dragonfly | Butterfly | Ladybug | Albatross | |

Challenge: Write a poem for one of the missing pages.

ANSWER KEY

Missing Pages!

an alphabetical order activity

You'll notice that the creatures in *Created Critters with Wings* are listed in alphabetical order. The book begins with a beautiful illustration and description of **b**irds and ends with the regal **s**tork. Oh no! The book was dropped and some of the pages fell out! You need to put them back where they belong. Write the name of the animal where it would appear.

1.

2. Birds

3. Bittern

4.

5.

6.

7. Eagle

8.

9. Gnat

10. Honeybee

11. Hawk

12.

13.

14.

15. Owl

16. Peacock

17. Pigeon

18. Quail

19.

20. Stork

Name _____ Date _____

Amazing Adjectives

A grammar activity

You'll notice that the author of *Created Critters with Wings* uses very descriptive words to tell about the creatures. *The majestic bald eagle* and *The small, tiny gnat*. The descriptive words are called adjectives. Adjectives give the reader more detail about the size, shape, color, number, or character qualities of the object being described.

You try! Write one or two adjectives to describe the other wonderful creature in the book. Use the poems to support your word choice!

_____ birds

_____ bittern

_____ hawk


_____ honeybee

_____ owl


_____ peacock

_____ pigeon

_____ stork



©2020 Andrea Elston



All rights reserved Shine-A-Light Press

Name _____

Date _____

Find all the animals from *Created Critters with Wings* in the word search!

G P B U E D N H P O S L G L J
 X S F A K R I Z Y I I T N Q P
 B W G W E I K B T N G K A M C
 P L A T E T W J C H T E T O B
 E H T Z B L I A U Q C W O W I
 R I N H Y P S E H X C K Y N R
 B J K R E P E A C O C K V G D
 S Y K R N P T X L C U I Y R S
 A C L Y O J V R P K B X C T R
 D I O G H H X T C F D T C G F
 E S J L A E S I P V O O Y U B
 A I X W U O W L X Y Q N T K S
 G O K N Q A M S B Q U A I L C
 L U D V W T U L G B O F C L X
 E X L S T O R K X D S X K V I

BIRDS
 BITTERN
 EAGLE
 GNAT
 HAWK
 HONEYBEE

OWL
 PEACOCK
 PIGEON
 QUAIL
 STORK

ANSWER KEY

G P B U E D N H P O S L G L J
 X S F A K R I Z Y I I T N Q P
 B W G W E I K B T N G K A M C
 P L A T E T W J C H T E T O B
 E H T Z B L I A U Q C W O W I
 R I N H Y P S E H X L K Y N R
 B J K R E P E A C O C K V G D
 S Y K R N P T X L C U I Y R S
 A C L Y O J V R P K B X C T R
 D I O G H H X T C F D T C G F
 E S J L A E S I P V O O Y U B
 A I X W U O W L X Y Q N T K S
 G O K N Q A M S B Q U A I L C
 L U D V W T U L G B O F C L X
 E X L S T O R K X D S X K V I

BIRDS
 BITTERN
 EAGLE
 GNAT
 HAWK
 HONEYBEE

OWL
 PEACOCK
 PIGEON
 QUAIL
 STORK



Name _____

Date _____

Birds

Ornithology is a branch of science that deals with the study of birds. Someone who becomes a bird expert is called an ornithologist. That's a really big word! How many smaller words can you find by using the letters in

ORNITHOLOGIST?





A fun activity to do with your students when discussing/studying birds is to choose a volunteer to be "dressed" up like one. Discuss the unique attributes that birds have been created with: feathers, beaks, hollow bones, amazing eyesight, and specially designed feet to fit their habitats.

Put the following items in a paper sack:

- Feather boa (represents feathers)
- Plastic knife (represents sharp beak)
- Straws (represents hollow bones)
- Glasses or magnifying glass (represents eyesight)
- Plastic forks (2) (represents talons)

Choose a student to come up and pick an item from the paper sack. Discuss what part of a bird that item would represent. Then have that student put on that item or attach it to them with tape. (student can hold the plastic knife up to their nose if tape doesn't work). Once the student is dressed, have them flap their wings and make their best bird call! This is a fun way to celebrate all the unique God-given attributes of these fine, feathered friends!