

Little Oakley
Enrichment Activity Packet
© 2024 Andrea Elston



All rights reserved. Published by Shine-A-Light Press. Shine-A-Light Press and associated logos are trademarks and/or are registered trademarks of Shine-A-Light Corp. This product is licensed for use solely by the purchasing individual and is not to be shared or redistributed. These materials are intended for personal use by a single family or educator and for their student(s) only. Copying for more than one family, teacher, classroom, department, school, or school system without permission is prohibited. The contents are not to be reproduced, edited, or used elsewhere without the expressed consent of the publisher. Visit www.shinealightpress.com for more information.

Included images licensed by pixabay, free for commercial use, and used with permission. Cover image adapted from an illustration created by Samantha Campbell from the book, *Little Oakley*. Scripture quotations were taken from the ESV® Bible (The Holy Bible, English Standard Version®), copyright © 2001 by Crossway, a publishing ministry of Good News Publishers. Used by permission. All rights reserved.

This enrichment packet includes educational activities that all promote a further understanding and application of **Little Oakley by Cecilia Mainord**. Each activity is adaptable to multiple grade levels, providing educators opportunity to differentiate instruction and integrate other subject areas, making this resource a must-have companion to the book. A special acknowledgement is given to Cecilia for her suggestions and creativity that inspired the compilation of this project.

Snapshot of included packet resources:

- ✓ worksheets with answer keys
- ✓ language arts integration
- ✓ biblical integration
- ✓ math integration
- ✓ science integration
- ✓ art integration
- ✓ craft ideas

Skills addressed:

grammar concepts
mathematical reasoning/processing
fine-motor development
reading comprehension
visual acuity
artistic expression
alliteration
nouns, verbs, adjectives, synonyms
poetry/rhyming
vocabulary development
inductive/deductive reasoning
chart reading/analyzing
creating a Venn Diagram
word manipulation
reading comprehension
letter writing
self-evaluation and reflection

Table of Contents

Part One

Language Arts:	Build That Bank.....	p. 1
	Power Adjectives and Strong Verbs.....	p. 2
	What a Character.....	p. 3
Bible:	Everything and Everyone Grows...Even Jesus.....	p. 4
	Teamwork Makes The Dreamwork.....	p. 5
Math:	You Just Got BAMBOOzled.....	p. 6
Science:	What Time Is It?.....	p. 7
	It's Alive!.....	p. 8
Art:	"You"-nique Woodland Scene.....	p. 9

Part Two

Language Arts:	Build That Bank.....	p. 10
	Send A Letter.....	p. 11
	Letter Grab.....	p. 12
Bible:	Let's Go!.....	p. 13
	You Can Do It.....	p. 14
	Roots Run Deep	p. 15
Math:	Like Father Like...Papa Oak.....	p. 16
Science:	Dry as a Bone.....	p. 17
Art:	Picture Perfect.....	p. 19

Part Three

Language Arts:	Build That Bank.....	p. 20
	Accepting Amazing Alliterations.....	p. 21
	Rhyme Time.....	p. 22
Bible:	Learning to Give.....	p. 23
	No Fear Allowed.....	p. 24
	How Am I Doing?.....	p. 25
Math:	What's the Problem?.....	p. 26
Science:	This is a Breeze!.....	p. 27
Art:	Craft Time.....	p. 28
	Answer Keys.....	p. 30

Name _____

Date _____



Build That Bank

a vocabulary connection



A **noun** is a person, place, or thing. A **synonym** is a word that means almost the same thing as another word. Sometimes, if you come across an unfamiliar word, knowing a synonym for it helps you understand what it means. That's how you build your vocabulary bank!

Match the **noun** on the left that is used in Part One of Little Oakley to its **synonym** on the right.

- | | | | |
|--------------|-------------|----------------|---------------|
| slumber ● | ● thoughts | potential ● | ● challenges |
| elation ● | ● friend | frenzy ● | ● excitement |
| musings ● | ● happiness | trials ● | ● hope |
| comrades ● | ● sleep | anticipation ● | ● noise |
| admiration ● | ● respect | ruckus ● | ● possibility |

Fill in the correct noun that's missing from the Little Oakley sentence.

1. Startled from his peaceful _____ Papa Oak stretched to rub his droopy eyelids. (page 4)
2. The growing _____ roused Papa Oak, again. (page 7)
3. His _____ were interrupted by a dispute among three chipmunks. (page 8)
4. All became still for a moment before shouts of agreement broke out among the woodland _____. (page 9)

Name _____

Date _____

Power Adjectives and Strong Verbs

a grammar connection

Adjectives are words that describe nouns. Using quality adjectives in writing helps form a picture in the reader's mind.

Verbs are action words. Using strong verbs in writing makes the story more interesting to read.

The following adjectives and verbs are used in Part One of Little Oakley.

Adjectives

divine - heavenly

illuminated - glowing

solitary - only one

enchanted - fascinating

confining - holding in

Verbs

descend - to go down

lull - to calm

rouse - to awaken

ensure - to guarantee

nurture - to take care of

Your turn!

How can you use these adjectives?

divine _____

enchanted _____

illuminated _____

Your turn!

How can you use these verbs?

_____ descended

_____ nurtured

_____ roused

Now write a complete sentence using one of those quality adjectives or strong verbs.



Name _____

Date _____

What a Character

word search fun

Z	B	E	A	R	S	F	P	K	Q	P
G	U	I	A	V	W	R	N	A	C	L
E	N	T	R	U	I	P	L	O	P	M
B	N	V	E	D	T	Y	H	J	U	A
D	I	X	S	Z	S	A	Q	W	E	E
W	E	U	Y	H	G	T	R	F	C	B
I	S	I	K	L	M	A	C	O	R	N
S	Q	Z	A	S	X	C	V	B	I	O
E	W	A	O	A	K	L	E	Y	C	O
O	K	J	U	H	Y	G	T	R	K	M
L	L	P	Z	A	X	S	C	V	E	M
D	M	J	N	H	B	G	V	F	T	C
P	C	H	I	P	M	U	N	K	S	P
U	Q	A	W	D	C	R	F	V	T	G
F	Y	H	N	U	M	I	L	M	P	L
F	I	R	E	F	L	I	E	S	Q	Z

Find the following characters from Little Oakley. The letters can be vertical, horizontal, diagonal, or backwards.

OAKLEY

BUNNIES

PAPA

CHIPMUNKS

CRICKETS

BIRDS

FIREFLIES

BEARS

WISE OLD PUFF

MOONBEAM

BONUS WORD: Find the word that names what Little Oakley is before he becomes a seedling.

Name _____

Date _____

Everything and Everyone Grows...Even Jesus!

a Bible connection

"Grow Little Oakley, grow and be strong. Reach down your roots both deep and long."

Read **Luke 2:52** and circle the correct answer to the following question:

Which of the following did Jesus NOT grow in?

- a. wisdom
- b. faith
- c. stature
- d. favor

Read **2 Peter 3:18** and circle the correct answer to the following question:

Which of the following are we supposed to grow in?

- a. grace and knowledge
- b. goodness and love
- c. height and weight
- d. fear and trembling

Read **1 Peter 2:2-3** and circle the correct answer to the following question:

Just like babies, what are we supposed to desire/crave?

- a. sleep
- b. clean diapers
- c. baby food
- d. spiritual milk

Read **Matthew 13:31-32** and circle the correct answer to the following question:

What kind of seed starts off small but grows larger than any of the other plants?

- a. bean seed
- b. watermelon seed
- c. mustard seed
- d. ketchup seed

Name _____

Date _____



Teamwork Makes The Dream Work

a Bible connection



"Each woodland beast worked diligently to prepare the perfect place for the acorn."

Just as the creatures of the forest worked together to give Little Oakley the best chance to grow and be strong, we as Jesus' followers need to support each other in life and love. Read the following verses and draw a picture that represents its meaning.

Romans 12:4-5 (ESV): "For as in one body we have many members, and the members do not all have the same function, so we, though many, are one body in Christ..."

Ecclesiastes 4:9-10 (ESV): "Two are better than one, because they have a good reward for their toil. For if they fall, one will lift up his fellow."

1 Peter 4:10 (ESV): As each has received a gift, use it to serve one another..."

Name _____

Date _____

You Just Got BAMBOOzled

a measuring activity

Did you know that Bamboo is one of the fastest-growing plants in the world, with some species able to grow up to 36 inches in a single day. This is equivalent to a rate of almost $1\frac{1}{2}$ inches per hour during its initial growth phase. In a week, bamboo can grow up to 20 feet, and in less than a year, it can reach heights of over 100 feet.

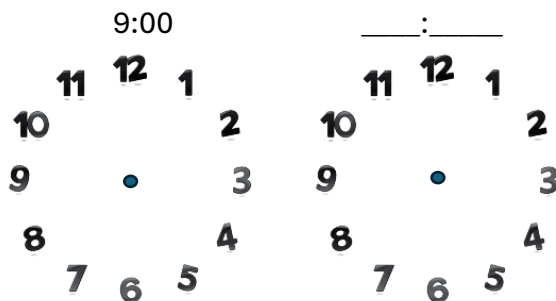
Use your ruler to draw a line that is $1\frac{1}{2}$ inches:

Now use your ruler to draw a line that's 3 inches:

That's how much longer your bamboo would be after just 2 hours of growing!

If you planted your bamboo at 9:00 a.m. what time would it reach 3 inches? _____:_____

Draw the hands on the clock to show the 2 times:




Some species of bamboo can grow 36 inches in a day...that's 3 feet!!

How tall are you now? _____

If you grew 3 feet today, how tall would you be when you went to sleep?

You probably wouldn't even fit!! Draw a picture of what you'd look like trying to fit in your bed on the back.



Name _____

Date _____

What Time Is It?

a science connection

The forest is active at all times of day and night because it is filled with diurnal, nocturnal, and crepuscular animals.

Diurnal animals are most active during the day and sleep at night.

Nocturnal animals are most active at night and sleep during the day,

Crepuscular (kray-PUS-kew-ler) animals are most active at dawn and dusk.

Below is a list of animals and the time of day (or night) that they are most active. Put each animal in the correct category according to that time.

blue jay (10:45 a.m.)

opossum (10:30 p.m.)

fox (12:00 a.m.)

moose (6:00 a.m.)

dog (1:15 p.m.)

wolf spider (3:30 a.m.)

gorilla (4:00 p.m.)


deer (6:00 p.m.)

rabbit (6:30 p.m.)

Diurnal

Nocturnal

Crepuscular



Name _____

Date _____

It's Alive!

a science connection

A **biome** is a large geographical area with a specific climate, vegetation, and animal life. Biomes are major life zones that include multiple ecosystems and habitats.

A biome is made up of **organic** (living) and **inorganic** (non-living) things. Both are needed for the biome to thrive. Little Oakley lives in a forest biome. Circle the correct label for these items found in the forest biome:

oak tree: organic inorganic

fish: organic inorganic

raccoon: organic inorganic

rocks: organic inorganic

soil: organic inorganic


rabbits: organic inorganic

bushes: organic inorganic

oxygen: organic inorganic

stream: organic inorganic

grass: organic inorganic



Name _____

Date _____



"You"nique Woodland Scene

an art connection



You have been uniquely designed by a loving God! Your fingerprints prove it. No one in the world has the same fingerprints as you do. Press your fingertips on an inkpad or color them with a washable marker. Stamp them onto this page, using your fingerprints to create different woodland creatures. Then fill in the background with forest scenery. When you are done, your woodland scene will be totally "you"nique.